

Happy Earth Day!

# EARTH DAY

## Fun Activity Book





**Name:**

# Hidden Objects



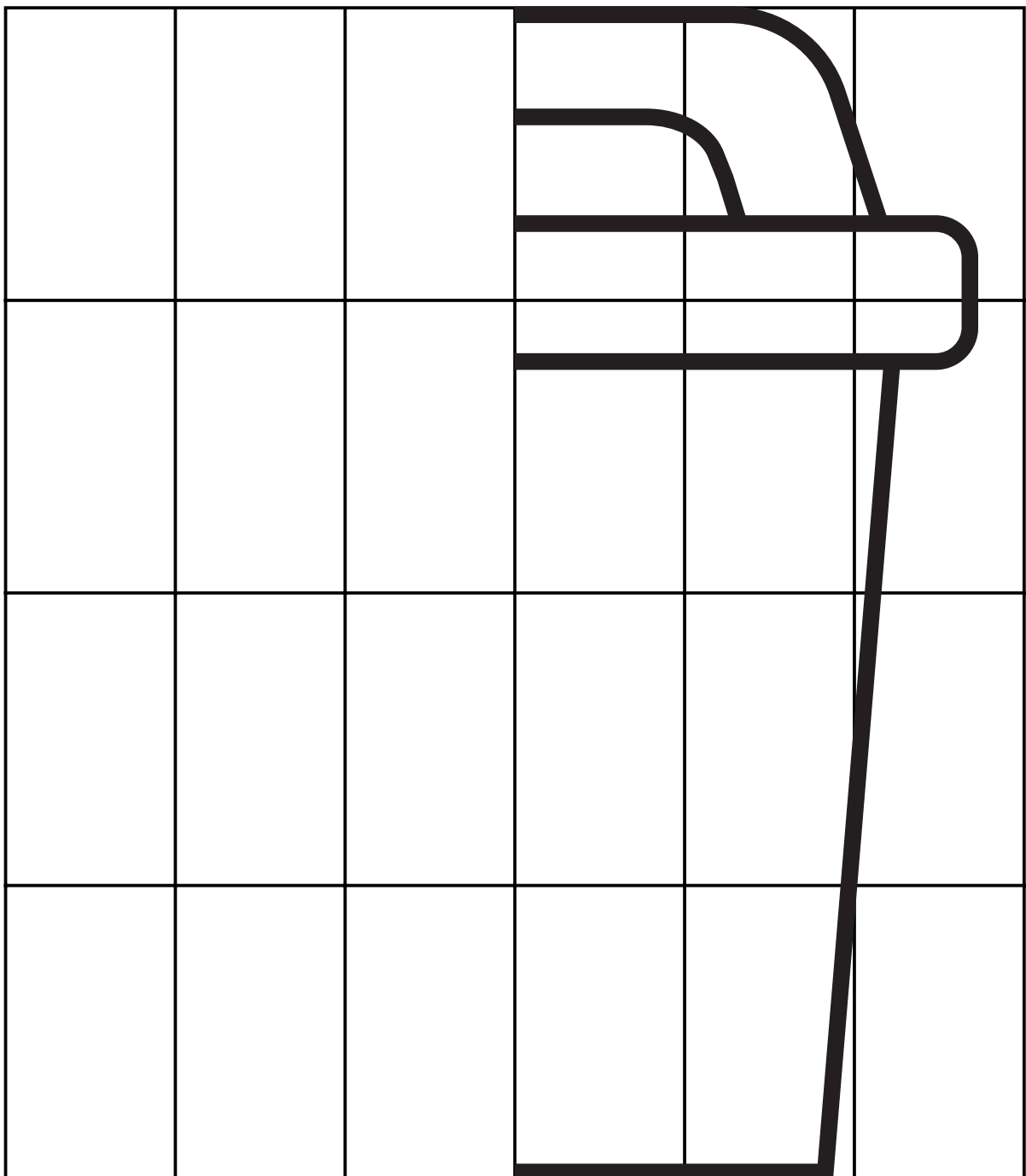
Find the hidden objects below in the picture above.



# RECYCLE!

## SYMMETRY

Complete the picture by drawing and coloring the other half.



# EARTH DAY POEM



Write an acrostic poem for summer.

**R**

---

**E**

---

**C**

---

**Y**

---

**C**

---

**L**


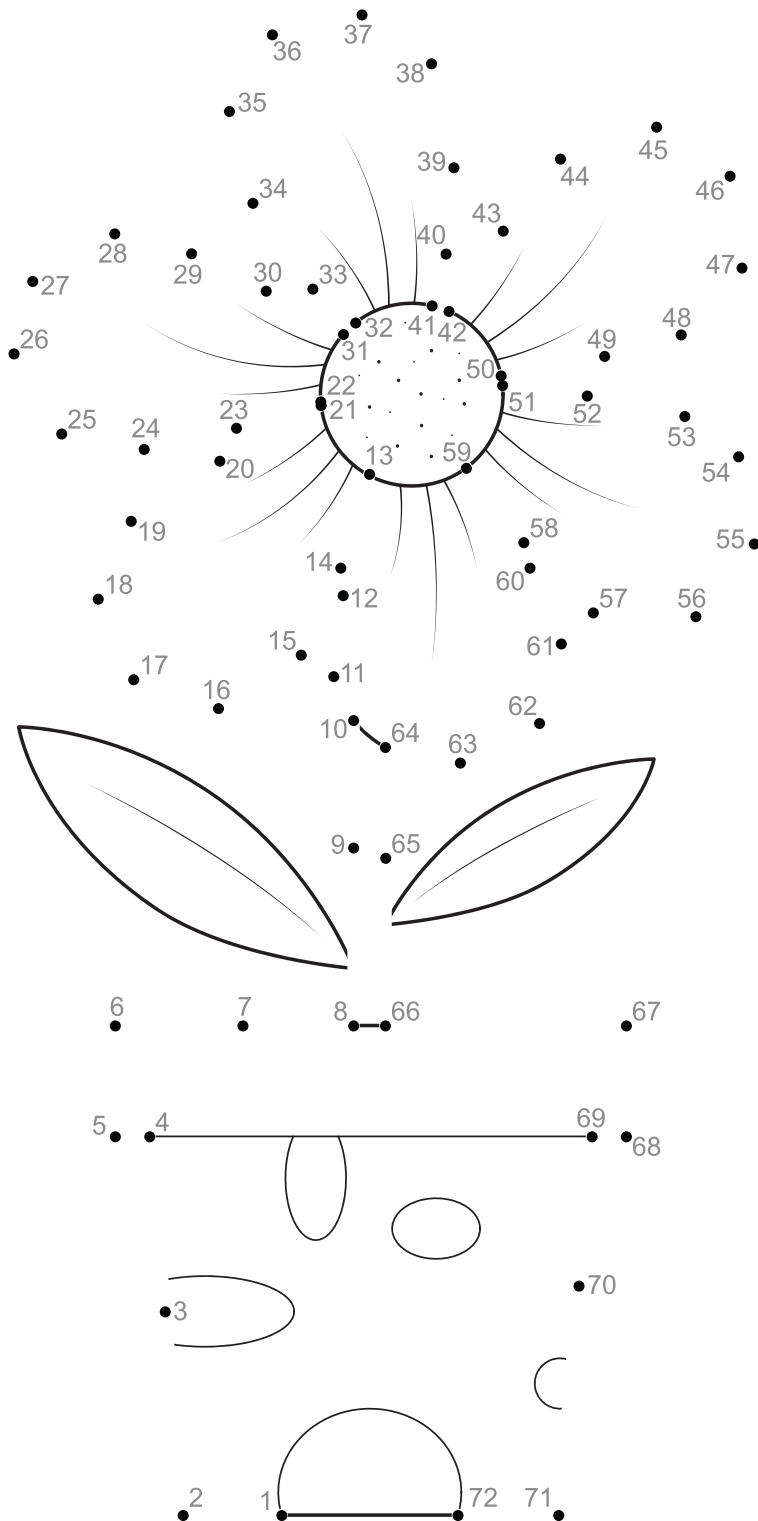
---

**E**

---

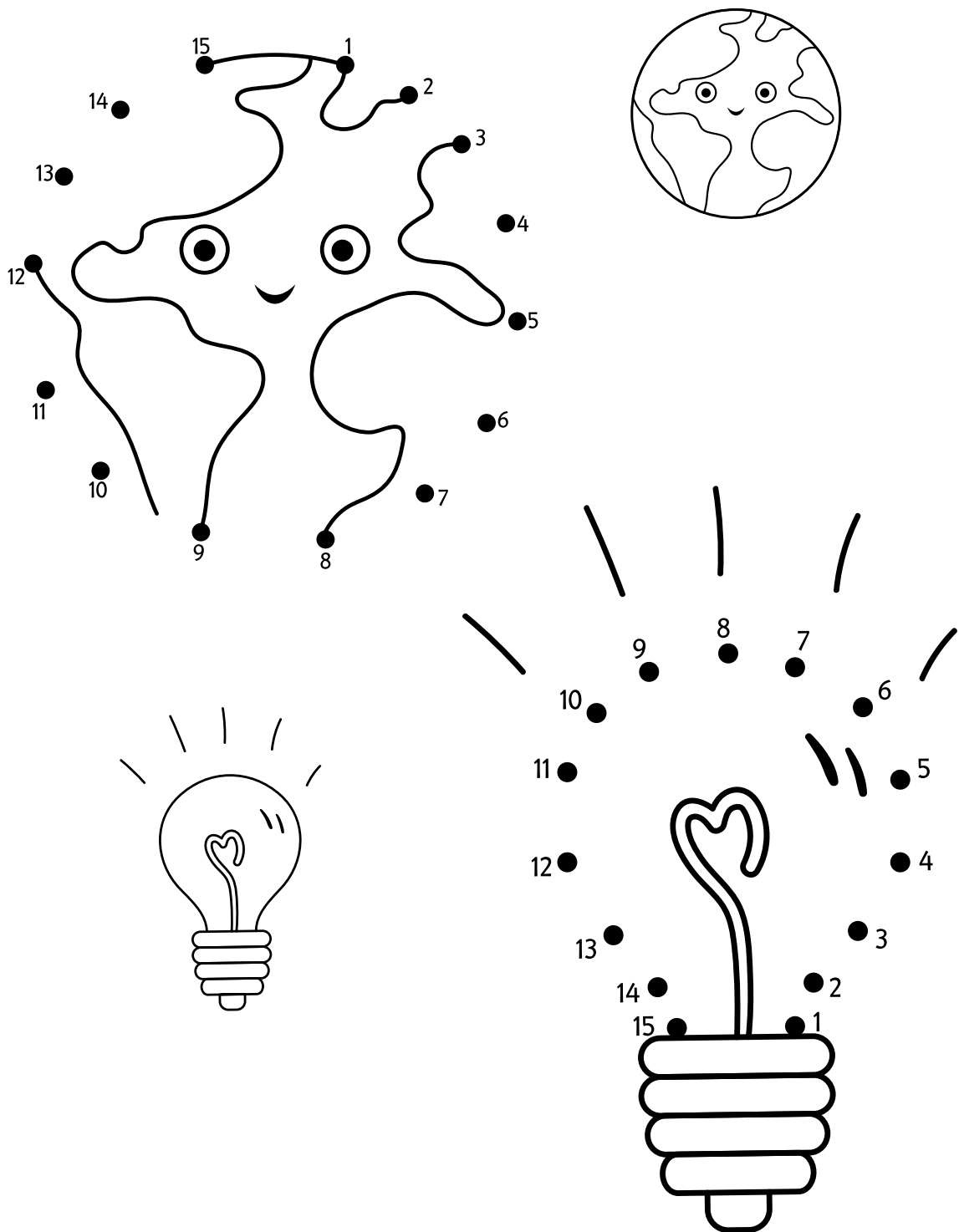
# Dot to Dot

Follow the numbers to connect each dot.




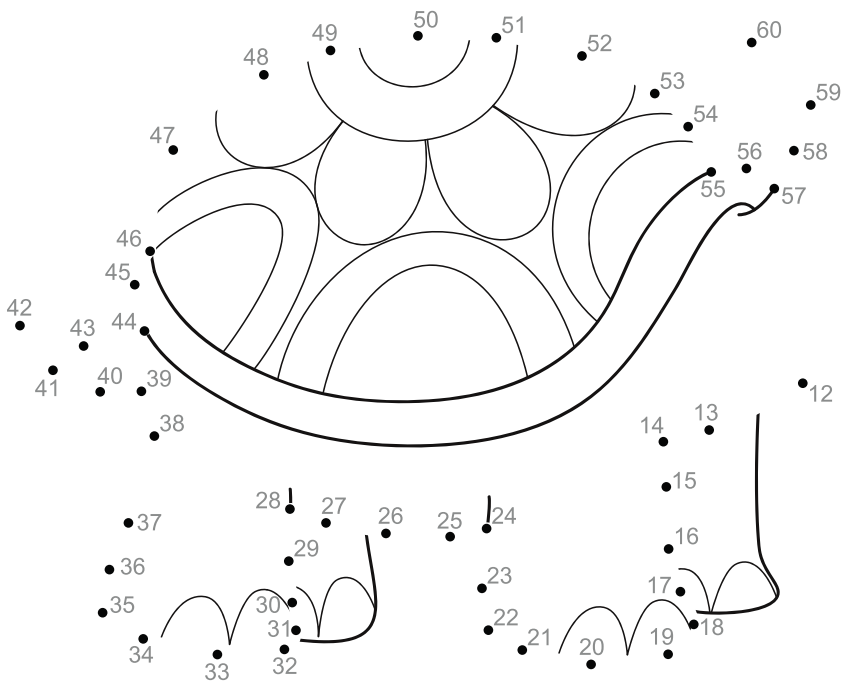

# Dot to Dot

Follow the numbers to connect each dots.



# Dot to Dot


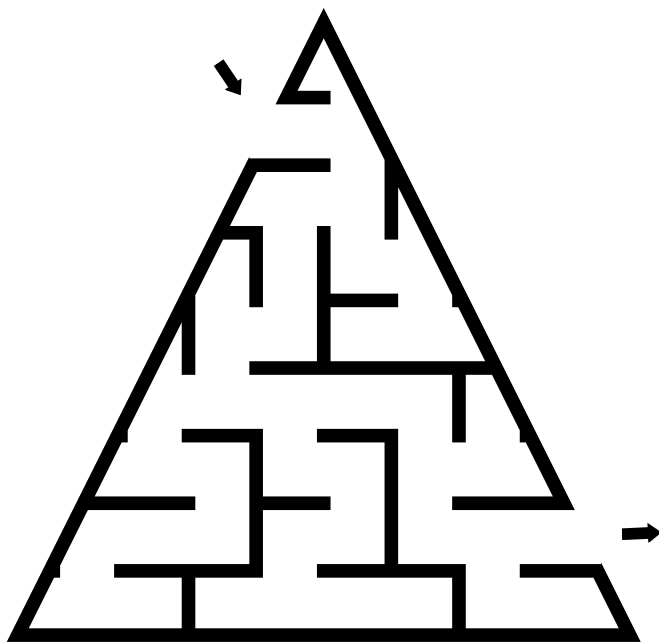
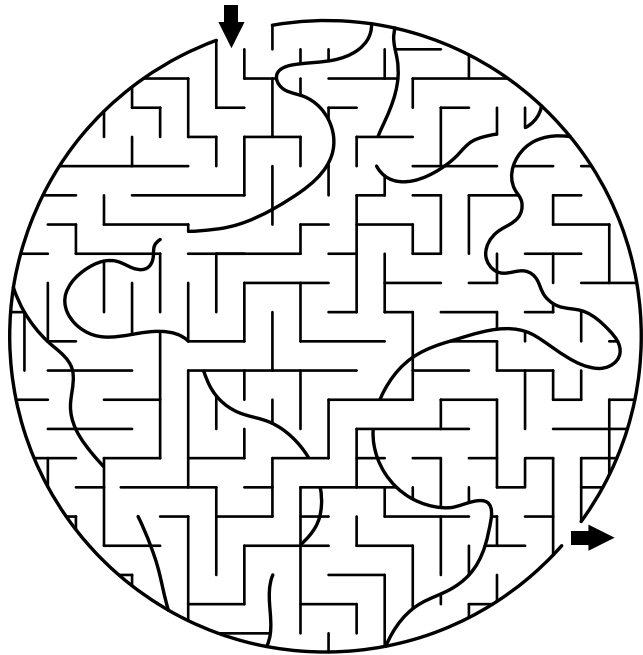
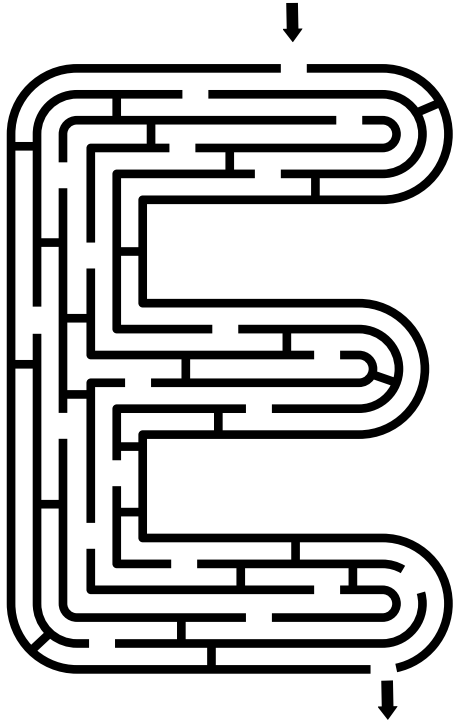

Follow the numbers to connect each dot.





# Maze Madness

Help the sea turtle finish each maze!



# HAPPY EARTH DAY!



◆ HAPPY ◆

# Earth Day

---



# HAPPY EARTH DAY



KEEP OUR  
PLANET CLEAN

LOVE EARTH



Name \_\_\_\_\_

Date \_\_\_\_\_

# Earth Day Coloring Activity



Name \_\_\_\_\_

Date \_\_\_\_\_


# Earth Day Coloring Activity



Name \_\_\_\_\_

Date \_\_\_\_\_

# Earth Day Coloring Activity





Name \_\_\_\_\_

Date \_\_\_\_\_


# Earth Day Coloring Activity



Name \_\_\_\_\_

Date \_\_\_\_\_

# Earth Day Coloring Activity



Name \_\_\_\_\_

Date \_\_\_\_\_

# Earth Day Coloring Activity



Name \_\_\_\_\_

Date \_\_\_\_\_


# Earth Day Coloring Activity



Name \_\_\_\_\_

Date \_\_\_\_\_

# Earth Day Coloring Activity



# EARTH DAY

## Color and Write



1. Color, then cut out on the dotted line.
2. Staple it on top of page 2 when completed.

\_\_\_\_\_

We live on earth. We can help it by...

---

---

---

---

---

---

---

---

---

---


\_\_\_\_\_

name





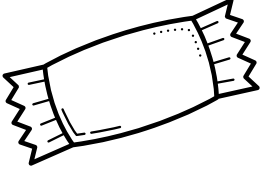



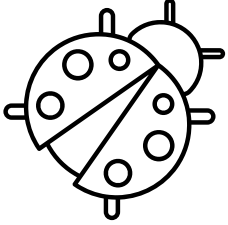



1. Staple it under page 1 when completed.

# Earth Day

## Scavenger Hunt



Find the following objects around your school or home.  
Check the box once you have found it.  
When you complete the hunt, color each object.

 <p>bird</p>	 <p>garbage</p>	 <p>water bottle</p>
 <p>leaf</p>	 <p>wrapper</p>	 <p>flower</p>
 <p>recycle bin</p>	 <p>water tap</p>	 <p>ladybug</p>
 <p>bicycle</p>	 <p>seeds</p>	 <p>compost</p>



*Earth Day Mini Book*

# Recycle, Reduce, Reuse



Write your name below:

---

---

---

*Earth Day Mini Book*

# Recycle, Reduce, Reuse



Write your name below:

---

---

---

**THIS IS BAD FOR THE EARTH**



Two sets of primary writing lines. Each set consists of a solid top line, a dashed middle line, and a solid bottom line. On the left side of each set, there is a vertical line segment.

**THIS IS BAD FOR THE EARTH**



Two sets of primary writing lines, identical to the ones in the top section, located in the bottom section of the page.

**THIS IS GOOD FOR THE EARTH**



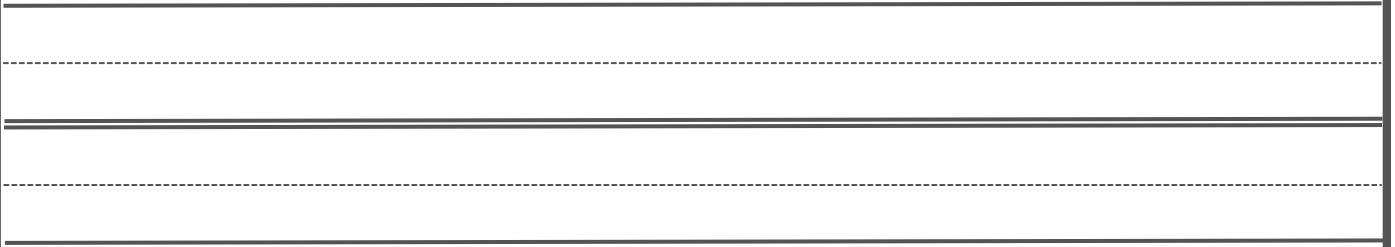
Two sets of primary writing lines. Each set consists of a solid top line, a dashed middle line, and a solid bottom line. On the left side of each set, there is a vertical line and a short horizontal tick mark.

**THIS IS GOOD FOR THE EARTH**

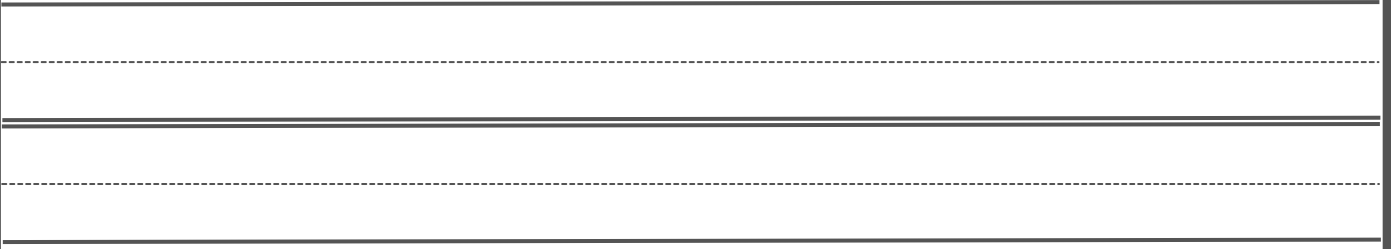


Two sets of primary writing lines, identical to the ones in the top section, each with a vertical line and a short horizontal tick mark on the left side.

**I CAN DO MY PART BY**



**I CAN DO MY PART BY**



Name: \_\_\_\_\_

Color the Earth Day poster below, when finished write 3 ways you can take care of the earth on the reverse side of this sheet.

# Celebrate

# Earth Day!





Name \_\_\_\_\_

# EARTH DAY WRITING

Trace and write about ways that you can care for the earth.

Reduce      Reuse      Recycle



I can reduce by

\_\_\_\_\_

\_\_\_\_\_

\_\_\_\_\_

I can reuse by

\_\_\_\_\_

\_\_\_\_\_

\_\_\_\_\_

I can recycle by

\_\_\_\_\_

\_\_\_\_\_

\_\_\_\_\_